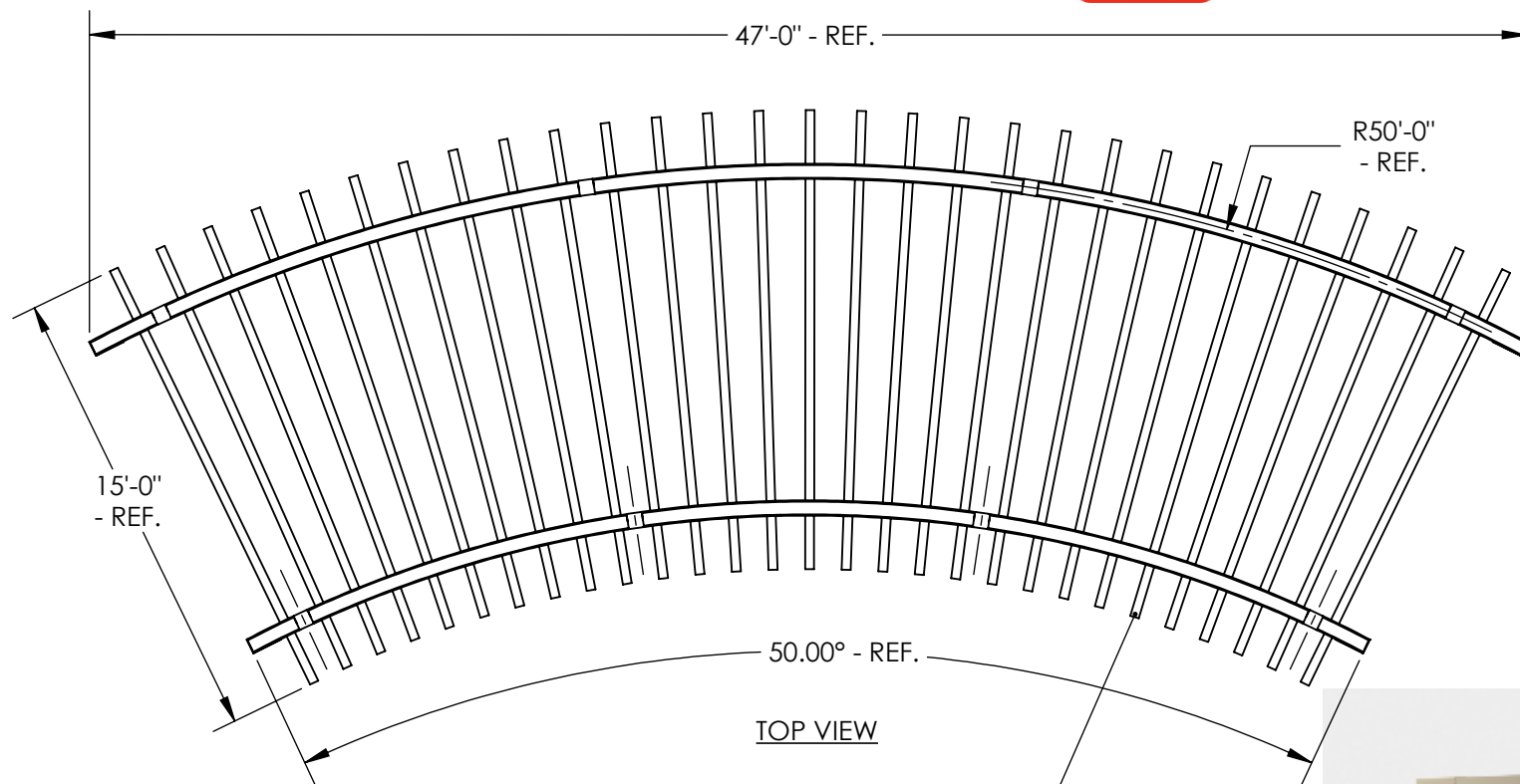


THIS IS A CONCEPT DRAWING, DIMENSIONS SHOWN ARE REPRESENTATIVE. TO ADAPT THIS CONCEPT TO MEET PROJECT SPECIFIC DESIGN REQUIREMENTS, FORWARD YOUR REQUEST TO POLIGON CUSTOMER SERVICE.

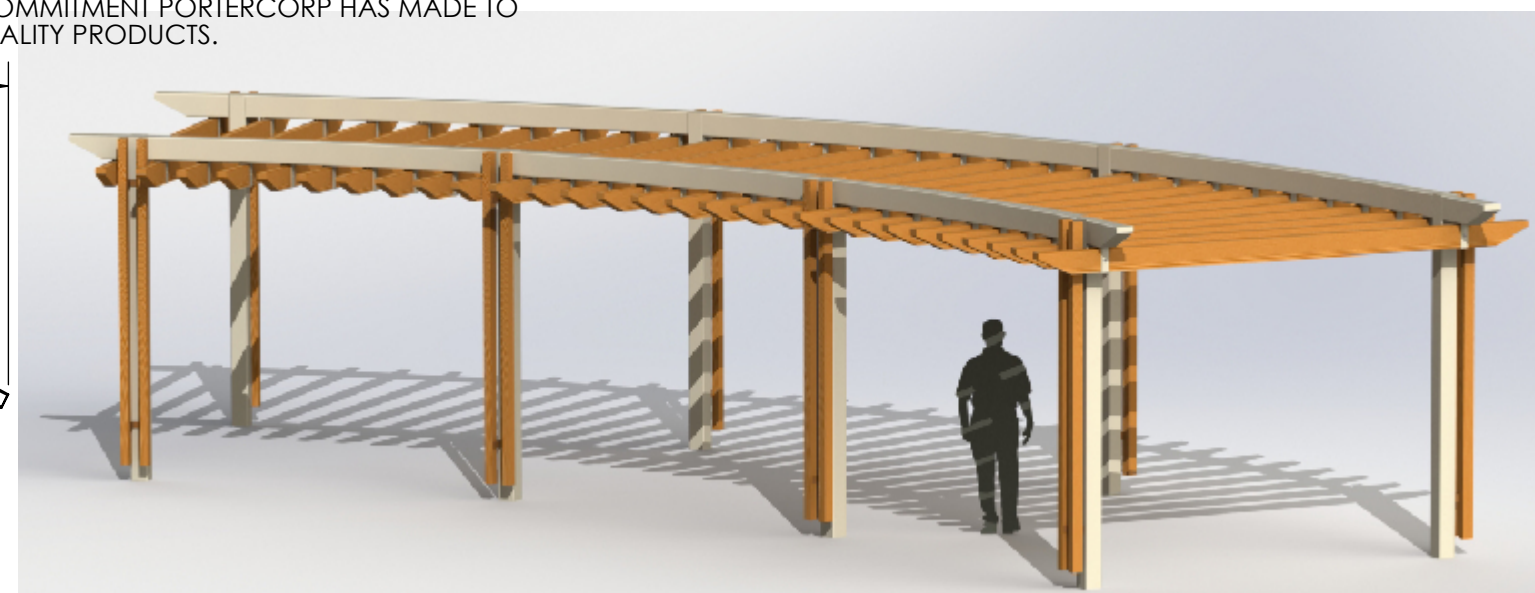


PORTERCORP HAS EARNED A **PCI-4000 CERTIFICATION** FROM THE GLOBALLY RECOGNIZED POWDER COATING INSTITUTE (PCI). QUALITY FINISHING IS CRUTAL TO THE LONG TERM PERFORMANCE OF SHELTER STRUCTURES. THIS CERTIFICATION UNDERSCORES THE COMMITMENT PORTERCORP HAS MADE TO MANUFACTURING QUALITY PRODUCTS.

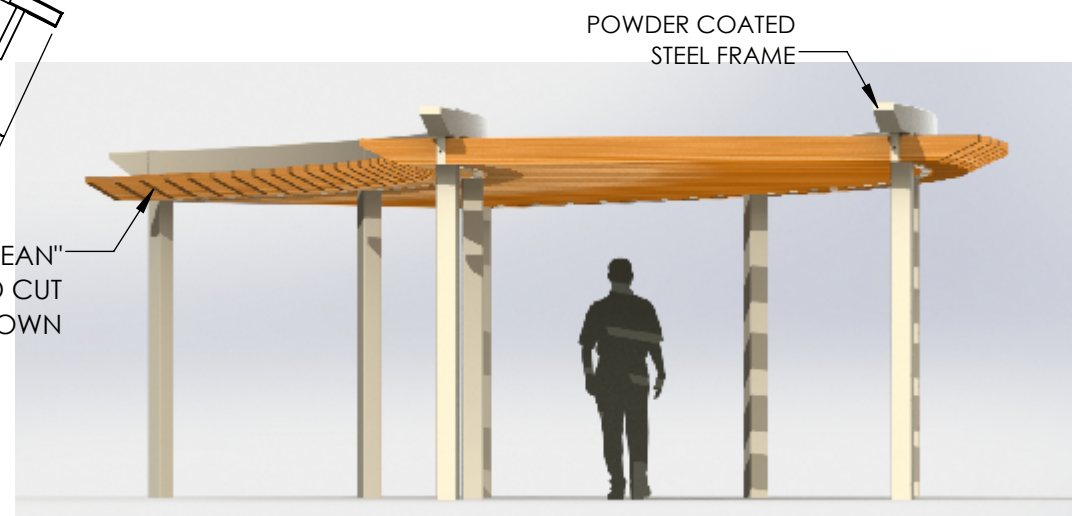


TOP VIEW
3 BAY TRELLIS SHOWN IS ILLUSTRATIVE. AVAILABLE IN SINGLE AND MULTIPLE UNITS.

FOR TRUSS END AND LATILLA END CUT OPTIONS SEE: "SHELTER OPTIONS/DECORATIVE" LOCATION ON POLIGON WEB SITE.



SHOWN ABOVE WITH OPTIONAL VINE "CLIMBING TIMBERS"



POWDER COATED STEEL FRAME

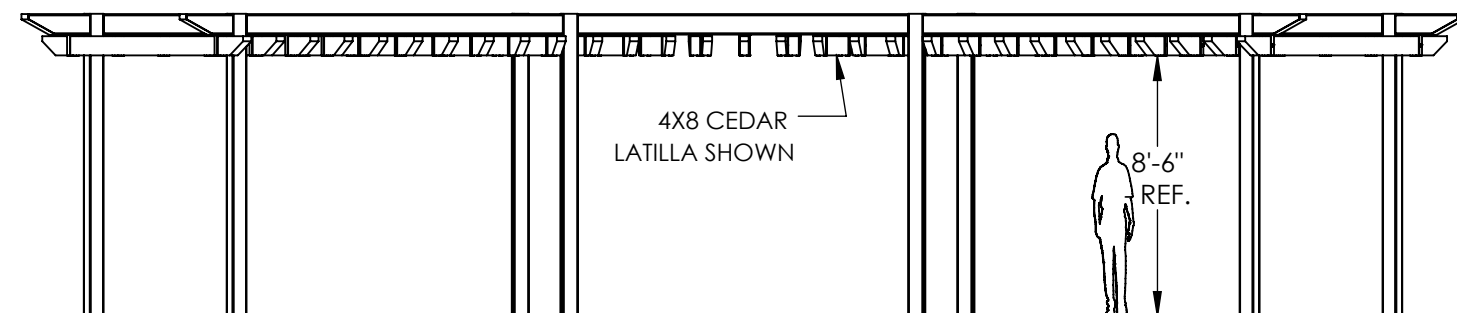
GENERAL FRAME NOTES:

- ALL STEEL COMPONENTS (STRUCTURAL MEMBERS, ORNAMENTATION, RAILING, ETC.) ARE POWDER COATED IN THE FOLLOWING MANNER (UNLESS REQUESTED OTHERWISE):
 - SHOT BLASTED TO NEAR WHITE CONDITION (SSPC SP-10)
 - WASHED AND SEALED IN A PHOSPHATE SPRAY
 - PRIME-COATED WITH POLI-5000 HIGH PERFORMANCE POWDER APPLIED EPOXY
 - TOP-COATED WITH SUPER-DURABLE TGIC POLYESTER POWDER AND OVEN CURED
- SEE POLIGON.COM FOR COLOR OPTIONS

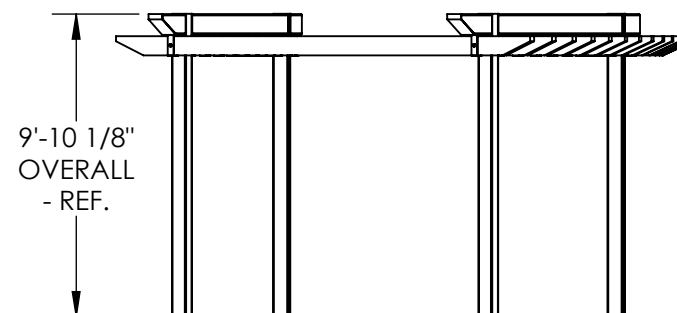
WOOD SPECIES AND FINISH OPTIONS:

- CEDAR- 3"X6" OR 4"X8" NOM.
FINISH- 1) NATURAL, ROUGH OR
2) NATURAL, SMOOTH

"MEDITERRANEAN" LATILLA END CUT SHOWN



FRONT VIEW



END VIEW

SHELTER MODEL:

**DB116: 15' X 47' X 50 DEG.
PREMIER WOOD TRELLIS COLLECTION**



www.poligon.com
616-399-1963
PORTER CORP., 4240 N. 136th AVE.
HOLLAND, MI 49424

